
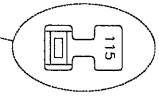
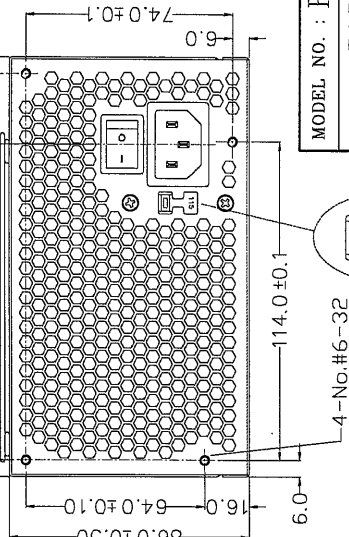


AIR FLOW



NOTE:

1. ALL THE LENGTH OF OUTPUT WIRES EXCLUDE HOUSING.
2. 產地標籤依業務指示加貼。

REF. ID.	PIN NO.	SIGNAL	WIRE COLOR	GAUGE	CONNECTOR TYPE	CABLE LENGTH
P1	1	+3.3VDC	ORANGE	18	MOLEX 39-01-2200 or EQUIV.	500 ± 20
	2	+3.3VDC	ORANGE	18		500 ± 10
	3	COM	BLACK	18		mm
	4	+5VDC	RED	18		
	5	COM	BLACK	18		
	6	+5VDC	RED	18		
	7	COM	BLACK	18		
	8	PW-OK	GRAY	24		
	9	+5Vsb	PURPLE	18		
	10	+12VDC	YELLOW	18		
P2	1	+3.3VDC	ORANGE	20		
	2	+3.3VDC	BROWN	24		
	3	COM	BLUE	24		
	4	COM	BLACK	18		
	14	PS-ON	GREEN	24		
	15	COM	BLACK	18		
	16	COM	BLACK	18		
	17	COM	BLACK	18		
	18	-5VDC	WHITE	24		
	19	+5VDC	RED	18		
PA	1	COM	BLACK	18		
	2	COM	BLACK	18		
	3	COM	BLACK	18		
	4	+3.3VDC	ORANGE	18	MOLEX 90331 or EQUIV.	500 ± 20
PB	1	+12V	YELLOW	18	AMP 1-460424-0 or EQUIV.	380 ± 10
	2	COM	BLACK	18		mm
PC	1	+12V	YELLOW	18	AMP 1-460424-0 or EQUIV.	200 ± 10
	2	COM	BLACK	18		mm
PE	1	+12V	YELLOW	22	AMP 171822-4 or EQUIV.	200 ± 10
	2	COM	BLACK	22		mm
PH	1	COM	BLACK	20	MOLEX 39-01-2040 or EQUIV.	500 ± 20
	2	COM	BLACK	20		mm

P/N: 9PA3005000

MODEL NO. : FSP300-60PN	TITLE: ASSY	SHEET: 1 OF 1	REV: 01
R&D	PE	DATE	
陳炳旭	黃毅山	OCT.30.2002	
INTERIOR COUNTERSIGN:			

Mechanical Drawing(外觀/機構圖)表單編號7000P-0111

UNIT:mm