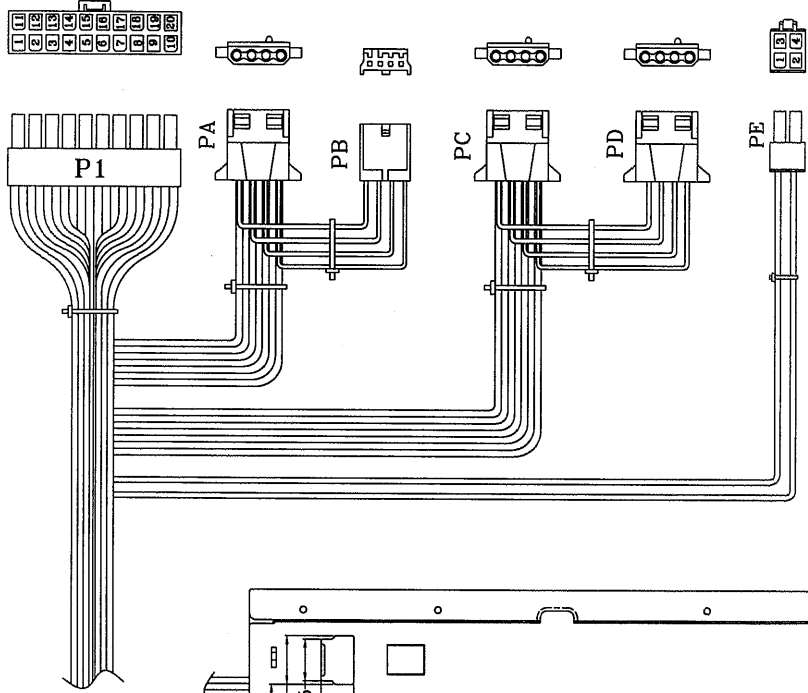
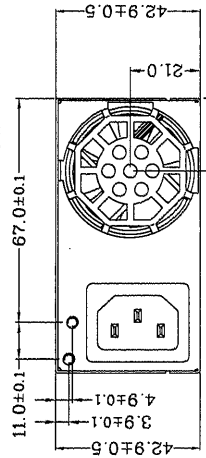
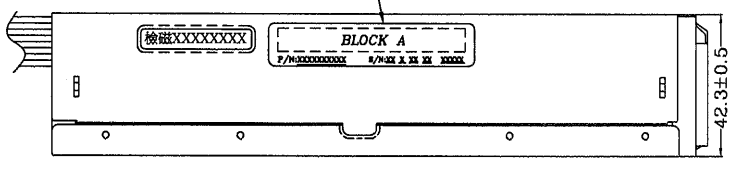
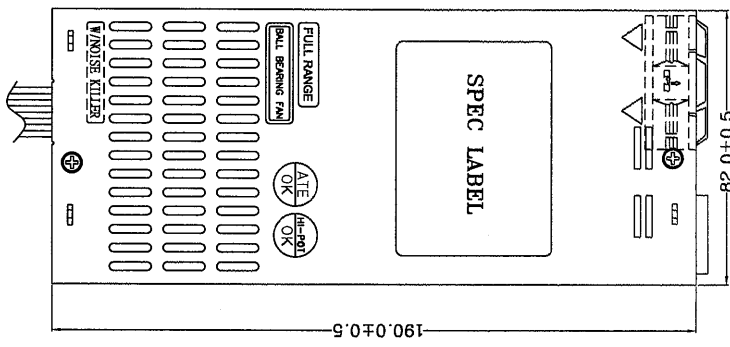
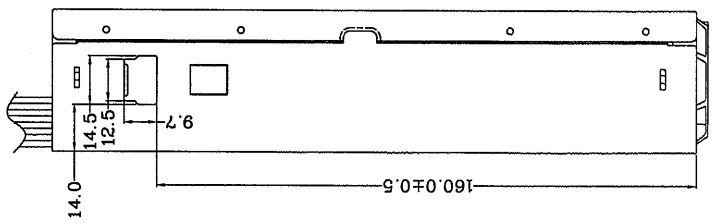
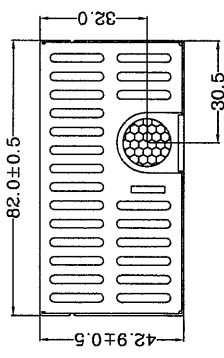


REF. ID.	PIN NO.	SIGNAL	WIRE COLOR	GAUGE	CONNECTOR TYPE	CABLE LENGTH
P1	1	+3.3V	ORANGE	18	MOLEX 39-01-2200 or EQUIV.	200±15mm
	2	+3.3V	ORANGE	18		
	3	COM	BLACK	18		
	4	+5V	RED	18		
	5	COM	BLACK	18		
	6	+5V	RED	18		
	7	COM	BLACK	18		
	8	PW-OK	WHITE	22		
	9	+5Vsb	PURPLE	18		
	10	+12V	YELLOW	18		
	11	+3.3V	ORANGE	18		
	12	+3.3VS	BROWN	22		
	13	-12V	BLUE	22		
	14	PS-ON	GREEN	22		
	15	COM	BLACK	18		
	16	COM	BLACK	18		
	17	COM	BLACK	18		
	18	-5V	WHITE	22		
	19	+5V	RED	18		
PA	1	+12V	YELLOW	18	AMP 1-480424-0 or EQUIV.	250±15mm
	2	COM	BLACK	18		
	3	COM	BLACK	18		
	4	+5V	RED	18		
PB	1	+12V	YELLOW	22	AMP 171822-4 or EQUIV.	150±10mm
	2	COM	BLACK	22		
	3	COM	BLACK	22		
	4	+5V	RED	22		
PC	1	+12V	YELLOW	18	AMP 1-480424-0 or EQUIV.	310±15mm
	2	COM	BLACK	18		
	3	COM	BLACK	18		
	4	+5V	RED	18		
PD	1	+12V	YELLOW	18	AMP 1-480424-0 or EQUIV.	150±10mm
	2	COM	BLACK	18		
	3	COM	BLACK	18		
	4	+5V	RED	18		
PE	1	COM	BLACK	20	MOLEX 39-01-2040 or EQUIV.	310±15mm
	2	COM	BLACK	20		
	3	+12V	YELLOW	20		
	4	+12V	YELLOW	20		



NOTE:

1. ALL THE LENGTH OF OUTPUT WIRES EXCLUDE HOUSING.
2. 回台灣之產品須加貼檢驗標籤。
3. 產地標籤依業務指示加貼。



P/N.: 9PA1600500

MODEL NO.: FSP160-60PLF1	TITLE: ASSY	SHEET: 1 OF 1	REV: 01
R&D	P E	DRAWN	DATE
<i>[Signature]</i>	<i>[Signature]</i>	<i>[Signature]</i>	NOV.15.2002
INTERIOR COUNTERSIGN:			<i>[Signature]</i>

UNIT:mm